



# VESSEL Air Nippers for all your needs

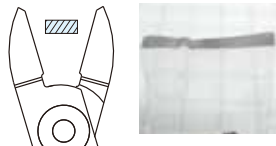
VESSEL has solved users' problems. Here are some examples of our solutions.

## Problem #1

**The surface after cutting is not cleanly finished.**

Workpiece : Acrylic(10mm×2t)  
Blade that was used: Standard blade

Cutting direction    Surface after cutting



### Causes:

Since the workpiece is cut from both sides, the force is not transmitted evenly, resulting in uneven surface after cutting.

## Our Solutions

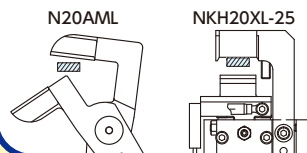
**Side Opening Blade**  
N20AML  
N20AMR



**Heat Nipper**  
NKH20XL-25  
NKH20XR-25



Recommended models



Surface after cutting (Heat nipper)



The workpiece is cut while slowly melted, resulting in a clean surface after cutting.

## Problem #2

**Blade cutting edge chips easily.**

Workpiece : Copper wires, Glass-contained product  
Blade that was used: Standard blade

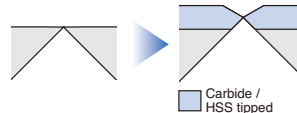


### Causes:

When cutting hard workpieces, standard blades may chip easily because of difference in hardness between the workpiece and the cutting edge.

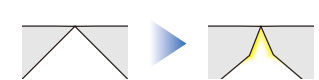
## Our Solutions

**Use a carbide tipped or HSS tipped blade.**



Attaching durable steel material to the blade makes it more resistant to chipping.

**Change the blade tip angle.**



Make the tip angle obtuse and make the cutting edge not too sharp.

## Problem #3

**The cut workpiece scatters because of cutting impact.**

Workpiece : Hard product  
Blade that was used : Standard blade



### Causes:

Since a part that retains the workpiece is not attached to the blade, there is no place to absorb the impact at the time of cutting. The cut workpiece may scatter.

## Our Solutions


**For Orchid Support Stick**  
GT-NZ15  
NZ15AJ



**Sprue Chuck Nipper (made-to-order)**



with urethane pad



with urethane pad



Quotation is free.



Can cut your workpiece on request.

If you cannot find a suitable blade for your work among the standard blades, we will design and manufacture a blade to your specifications. We will provide you with approval drawings and pricing after discussing model selection and blade design. Please contact us at the address listed on the reverse side of this page.

## Air nippers for various applications are available!!

Please refer to the QR code on the right for a quick guide to air nipper / blade selection.

Quick reference table for selection of standard blades



### For Soft Workpiece

#### 《For cutting resin gate》

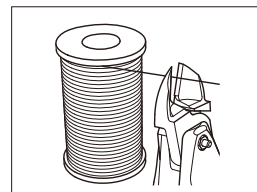
- Crank shaped blade for plastic.
- Effective when there are obstacles in the way or the gate section is too narrow.



### For Hard Workpiece

#### 《For cutting copper wires of winding machine》

- Standard type. General blade for cutting copper wire, iron wire, etc.



#### 《No whitening of transparent products》

- Suitable for ultra-high precision cutting applications such as optical resin lenses.



No.NKH20-25



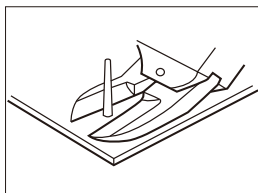
#### 《For cutting Orchid Support Stick》

- Blades are equipped with urethane covers to prevent props from flying off after cutting.



#### 《For cutting sprue》

- The blade can be inserted securely even in narrow areas with ribs around the sprue, resulting in a very clean finish.



#### 《For cutting metal products or crimping》

- For crimping solderless terminals.



## VESSEL Co., Inc.

17-25, Fukae-Kita 2-chome, Higashinari-ku, Osaka 537-0001 JAPAN  
Tel:+81(0)6 6976 7778 Fax:+ 81(0)6 6972 9441  
E-mail:export@vessel.co.jp URL:www.vessel.co.jp/english/

## VESSEL EUROPE

contact@vessel-europe.com  
www.vessel-europe.com

Distributed by